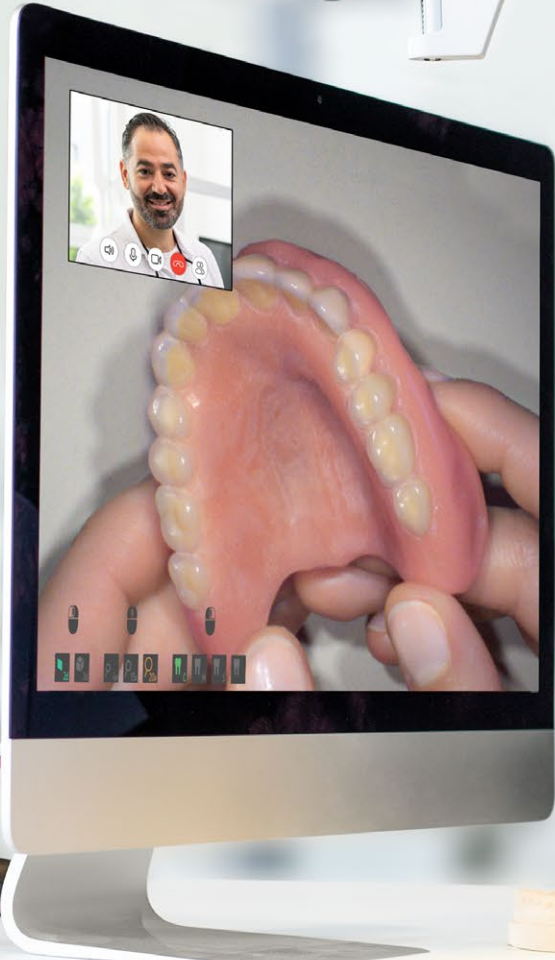


**Renfert**

making work easy



**SEE IT  
WORK IT  
SHARE IT**

**EASY view+**

Dental Visual Communicator

Peerless and powerful visualization

# Better communication means better results

EASYview+ takes communication in the dental laboratory to the next level. Thanks to this imaging system, communicating the work of a dental technician has never been easier. With a live stream of work in progress, you can be sure that all team members and colleagues are always in the picture, no matter where they are – at the dental office, dental laboratory, or the milling center. It's easy – with EASY view+!







# SEE IT WORK IT SHARE IT

-  Simply better visualization – different zoom factors
-  Simply better collaboration – case discussions, quality control, training
-   Simply better communication – live stream, photos, or videos

## → Next-level dental communication

EASY view+ impresses with simplicity and versatility. Brilliant and powerful visualization: the work on the laboratory bench is shown in real time on a monitor (internal or external) in crystal clear resolution.

High speed and high precision

# Always in the picture with EASY view+

EASY view+ helps dental laboratories save valuable time and optimize their workflows. This smart Dental Visual Communicator has incredible potential. After all, although words can explain a lot, a real, multidimensional image is far clearer and easier to understand.

# SEE IT

## making work easy

### → Simply take a photo! Snapshot function

Thanks to the snapshot function, just one click is all you need for a crystal clear photo of a section of an image – no complicated dental photography equipment required.


### → Simply share! Sharing function

With the sharing function, a live feed of the work on the laboratory bench can be easily shared using a video conferencing system.

4x  
magnification

15x  
magnification

20x  
magnification



## 3 optical zoom factors



### Live feed with 3 zoom factors

A high-precision live feed of the dental object being worked on is available in different zoom factors (4x, 15x, and 20x magnification). A complete overview of a model as well as an accurate detailed view (e.g., preparation margin) are both possible.



Simply peerless precision

# The work of a dental technician requires great precision!

Thanks to 3D support and depth of field, EASY view+ enables targeted visualization of intricate textures (surface morphology) as well as of complex details in ceramic layering (e.g., mamelons). And because even the most minute details can be visualized, genuinely incredible effects can be achieved.



## Crystal clear: Quality assurance and quality control

Better visualization means better work, which means better quality. With EASY view+, a complete overview of a model as well as an accurate detailed view (e.g., preparation margin) are both possible. This simplifies quality control when work is received, for example, during preparatory steps, and before work is completed.

# WORK IT

## making work easy

### → Simple and careful!

With EASY view+, the lighting follows the field of view so that work is always clearly visible without any shadows. Work is also fatigue-free thanks to 3D visualization and optimal hand-eye coordination. And with the split-screen function, an additional view (such as a wax-up) can be shown at the same time so that dental restorations can be fabricated with detail similar to natural dentition.

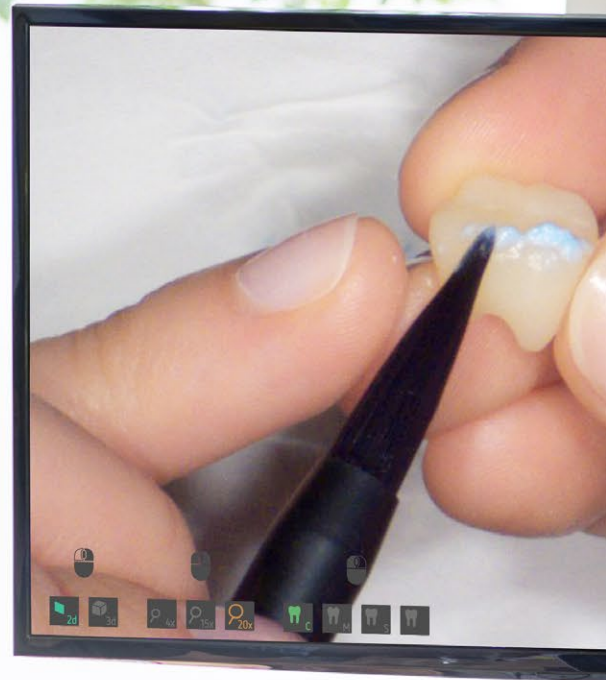


# SHARE IT

Effortless and professional


With EASY view+,  
everyone has a  
front row seat

With EASY view+, the work of a dental technician can be demonstrated with incredible effectiveness for everyone to see. Case discussions, employee training sessions, hands-on webinars, Instagram channels and more – with EASY view+, everyone has a front row seat to dynamic and effective communication.





# Online case discussions



→ Simply explain!  
Employee training sessions

Be it memorable live demonstrations for training and continuing education, work-related instruction, or employee training sessions – EASY view+ provides realistic live projection on a monitor, with no complicated equipment required.

→ Simply demonstrate!  
Hands-on training courses

Thanks to the sharing function, fascinating hands-on continuing education sessions are now possible. Participants can meet remotely at the presenter's laboratory bench and observe the work of a dental technician in high resolution.


## making work easy

→ Simply illustrate!  
How-to videos

Using the capture card, training sessions and how-to videos can be easily recorded. With EASY view+, laboratory work instructions and process descriptions are transformed into a genuinely inspiring onboarding experience.

→ Simply show!  
Video presentation

Marketing: fast, simple, effective.  
Dental storytelling – with videos created using EASY view+. The craftsmanship of dental technicians can now be showcased, e.g., for Instagram or laboratory websites.

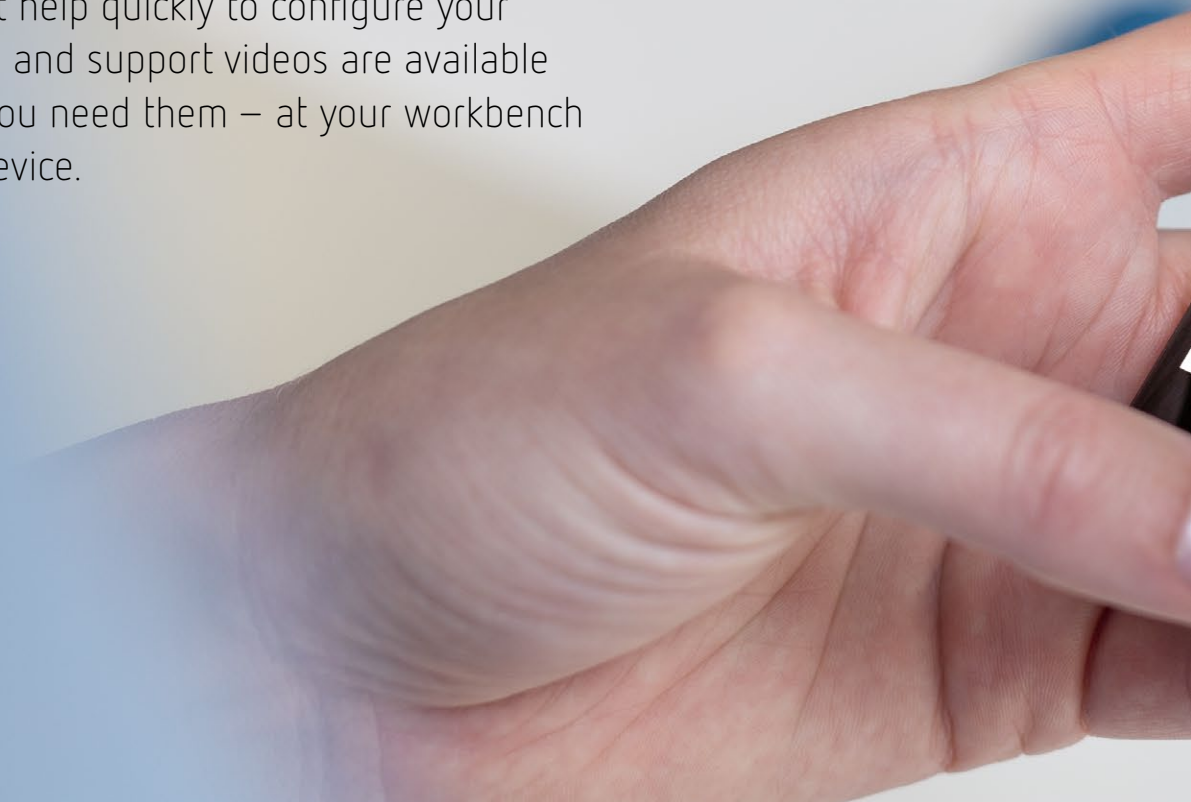


# CONN

Easy to manage and synchronize

## The centerpiece: Everything in one place!

Make your daily work more convenient and efficient with the Renfert CONNECT app. Now you can control smart EASY view+ technology with its clever functions and access all relevant information at any time. You can get help quickly to configure your equipment: FAQs and support videos are available digitally where you need them – at your workbench via the mobile device.





# ECT IT

Renfert CONNECT  
SIMPLY. SMART.



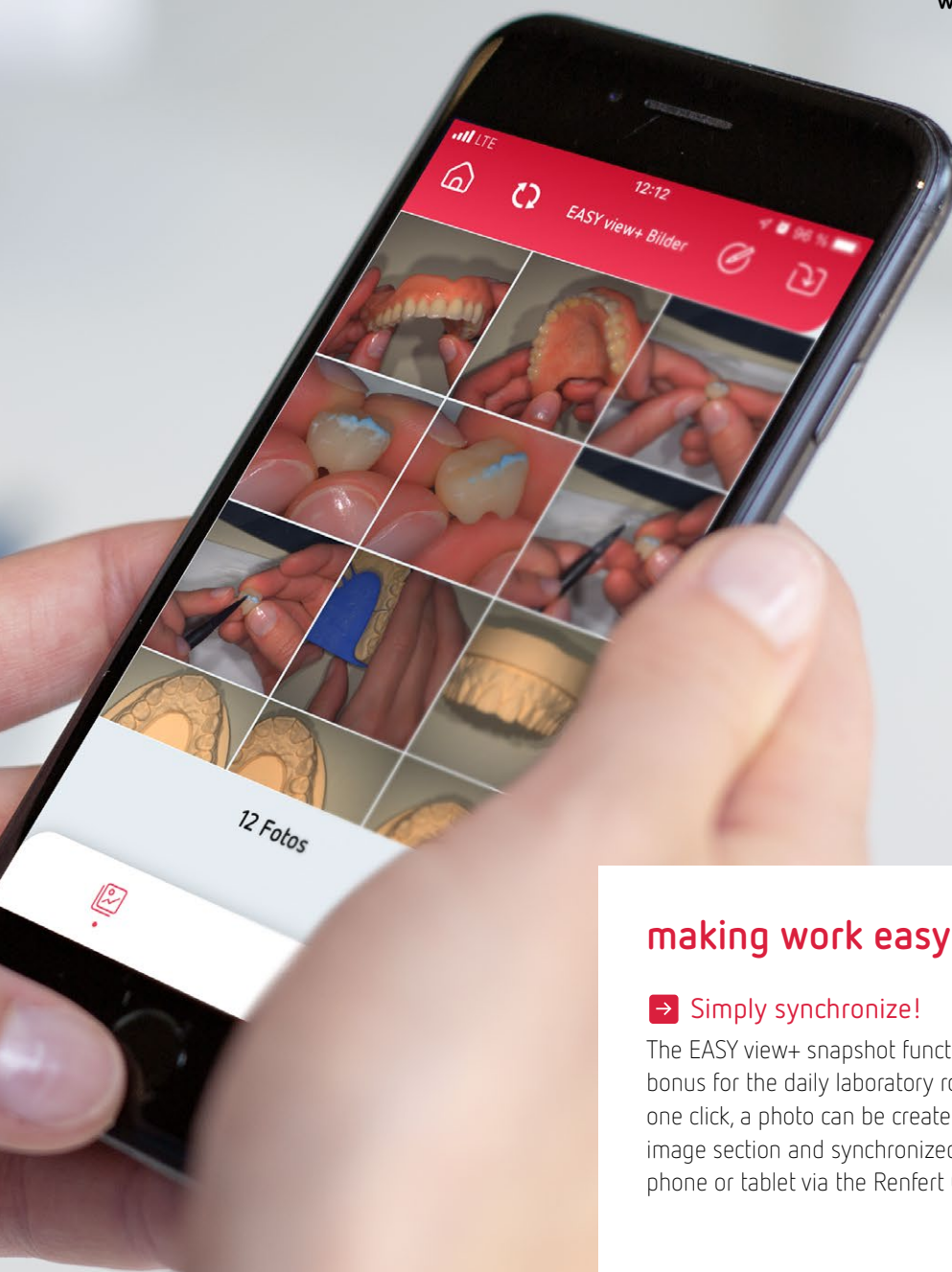
Simply archive –  
with the Renfert app!

In the Renfert CONNECT app, you can simply store photos in an image database. Sorting, labeling, archiving, and documenting – thanks to intuitive handling, all of this is child's play.



Renfert CONNECT is:  
- Currently only available for iOS  
- Not available in all regions  
Please check availability here:  
[www.renfert.com/connect](http://www.renfert.com/connect)

[www.renfert.com/connect](http://www.renfert.com/connect)



## making work easy

### → Simply synchronize!

The EASY view+ snapshot function is also a real bonus for the daily laboratory routine. With just one click, a photo can be created of the required image section and synchronized with a smartphone or tablet via the Renfert CONNECT app.



making work easy







# EASY view+

## Dental Visual Communicator

- **Simply better visualization** – different zoom factors, perfect lighting, high depth of field
- **Simply better collaboration** – fabrication of dental restorations, preparation of work, quality control
- **Simply better communication** – live feed, case discussions, training, photos, or videos (e.g., for social media)



## Product summary

Product	Item no.	Product	Item no.
EASY view+ 100-240 V 	24004000	EASY view 3D HDMI splitter (optionally with multi-mains power adapter) 	24000503 24000505
EASY view+ 3D 100-240 V 	24003000	EASY view 3D converter 3D/2D 	24000501
EASY view 3D monitor 	900037808	Renfert CONNECT stick 	24100000

Renfert GmbH  
Untere Giesswiesen 2  
78247 Hilzingen | Germany

Tel. +49 7731 8208-0  
info@renfert.com  
[www.renfert.com](http://www.renfert.com)

All the details on  
EASY view+

