



GRADIA

MODULAR COMPOSITE SYSTEM FOR INDIRECT RESTORATIONS



GRADIA® PLUS – Opaque

OPAQUE
0.5 mm



GRADIA® PLUS – Paste Heavy Body


DENTIN
1.0 mm



ENAMEL
1.0 mm




OPAQUE DENTIN
1.0 mm

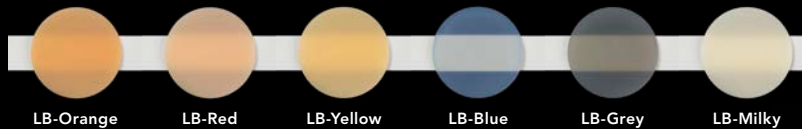


GRADIA® PLUS – Paste Light Body

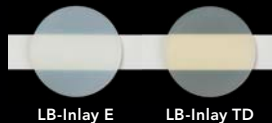
BASE
1.0 mm



EFFECT
1.0 mm



INLAY
1.0 mm



BLEACH
1.0 mm



Image by S. Maffei

This chart is intended as a reference guide only



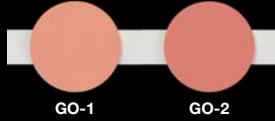
GRADIA

MODULAR COMPOSITE SYSTEM FOR INDIRECT RESTORATIONS



GRADIA® PLUS – Gum

GUM OPAQUE
0.5 mm

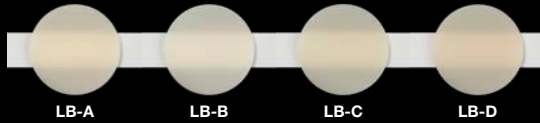


GUM LIGHT BODY
GUM HEAVY BODY
1.0 mm




GRADIA® PLUS – One Body

DENTIN
1.0 mm



BLEACH
1.0 mm



GRADIA® PLUS – Lustre Paint

