


DUAL FORM V®

DUAL FORM V



# ANTERIORS



A 11.50  
B 9.00  
C 50.00

## L11

A 9.50  
B 5.50  
C 39.00

A 10.50  
B 8.50  
C 45.50

## L12

A 9.00  
B 5.25  
C 34.00

A 10.50  
B 8.25  
C 44.50

## L22

A 9.10  
B 4.90  
C 32.00

A 10.00  
B 8.25  
C 45.50

## L32

A 9.10  
B 4.90  
C 32.00

A 10.50  
B 8.25  
C 45.50

## L42

A 9.10  
B 4.90  
C 32.00

A 10.25  
B 8.25  
C 44.00

## L55

A 9.50  
B 5.00  
C 32.50

A 10.00  
B 9.20  
C 49.80

## L37

A 10.80  
B 5.80  
C 38.50



A 9.50  
B 7.80  
C 42.00

## 2D

A 9.20  
B 5.00  
C 32.00

A 9.30  
B 8.00  
C 44.00

## 3D

A 8.80  
B 5.00  
C 34.00

A 10.30  
B 7.50  
C 42.00

## 2N

A 9.00  
B 5.00  
C 33.00

A 11.30  
B 8.50  
C 47.00

## 2P

A 9.80  
B 5.50  
C 36.00

A 9.00  
B 7.00  
C 38.50

## 3M

A 8.20  
B 5.00  
C 31.50

A 10.00  
B 8.00  
C 45.00

## 3N

A 9.50  
B 5.00  
C 34.00

A 10.50  
B 8.50  
C 48.00

## 3P

A 10.00  
B 6.00  
C 38.00



POSTERIORIORS



A 8.20  
B 8.00  
C 39.80

**A24**

A 8.80  
B 5.00  
C 34.00

A 9.50  
B 8.50  
C 46.00

**A25**

A 9.50  
B 5.50  
C 34.00

A 9.80  
B 9.00  
C 47.00

**A26**

A 8.50  
B 5.50  
C 35.30

A 10.80  
B 8.00  
C 45.00

**264**

A 10.00  
B 6.00  
C 38.00

A 12.00  
B 9.00  
C 49.00

**266**

A 11.50  
B 5.50  
C 38.00

A 12.40  
B 9.50  
C 51.00

**267**

A 11.50  
B 5.50  
C 38.00

A 12.70  
B 9.20  
C 51.00

**3R**

A 11.50  
B 5.70  
C 39.20



**0°**  
**0/32**

X 31.20  
U 9.30

Y 33.70  
L 9.50



**10°**  
**10/30**

X 29.27  
U 7.55

Y 31.19  
L 8.21



**10°**  
**10/32**

X 31.60  
U 8.80

Y 33.40  
L 8.90



**10°**  
**10/34**

X 33.35  
U 9.03

Y 35.39  
L 9.32



**20°**  
**29M**

X 29.00  
U 7.20

Y 32.00  
L 7.80



**20°**  
**29L**

X 29.00  
U 8.20

Y 32.50  
L 8.20



**20°  
31S**  
X 30.00  
U 8.20  
Y 34.50  
L 8.20



**20°  
31M**  
X 31.60  
U 7.90  
Y 32.50  
L 8.50



**20°  
31L**  
X 30.90  
U 8.70  
Y 34.50  
L 8.70



**20°  
33M**  
X 32.00  
U 8.60  
Y 35.50  
L 8.70



**20°  
33L**  
X 33.50  
U 9.30  
Y 36.50  
L 9.30

- Cross linked, two-layer resin teeth
- Shades are comparable to classic shades, A-D, plus two white shades
- Available in 42 of the most popular Bioform®/ New Hue® anterior moulds along with 34 posterior moulds
- “The perfect choice” for non-premium dentures
- ISO registered manufacturer and supplier

Bioform® and New Hue® are registered trademarks Dentsply International.



POSTERIORIORS



**33°  
30M**

X 29.00  
U 7.70  
Y 31.50  
L 7.70



**33°  
32M**

X 31.00  
U 7.60  
Y 33.50  
L 8.20



**33°  
32L**

X 29.40  
U 9.30  
Y 32.70  
L 9.50



**33°  
34M**

X 32.50  
U 8.80  
Y 34.50  
L 9.30



**33°  
34L**

X 32.60  
U 9.80  
Y 32.50  
L 10.00



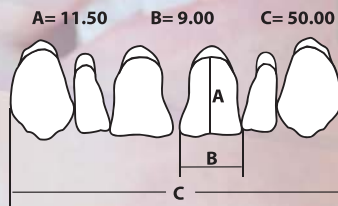
**DUAL FORM V<sup>®</sup>**

The Best American Moulds in the Preferred European Shades

# DUAL FORM V<sup>®</sup>

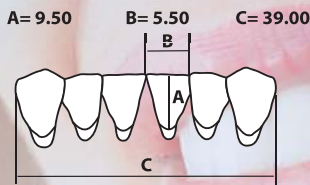
The Best American Moulds in the Preferred European Shades

## Examples



### Mould L11

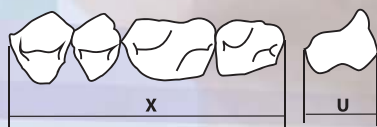
- A Length of central without collar (mm)
- B Width of central (mm)
- C Width of 6 anteriors on flat plane (mm)



### Mould L11

- A Length of Central without Collar (mm)
- B Width of Central (mm)
- C Width of 6 Anteriors on Flat plane (mm)

X = 29.00    U = 7.20



### Mould 29M

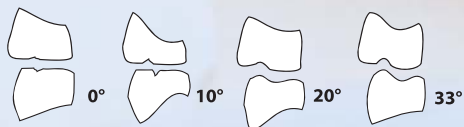
- X The average width of a 1x4 set of upper posteriors
- U The average depth of the upper left first molar

Y = 32.00    L = 7.80



### Mould 29M

- Y The average width of a 1x4 set of lower posteriors
- L The average depth of the lower left first molar



### POSTERIOR ANGLATION

Complies with ANSI/ADA Spec No 15-2008 and ISO 22112:2005.  
Canadian Device License No. 61658

## ARTICULATION CHART

ANTERIORES	0°	10°	20°	33°
L11	0/32	10/34	33M	34M
L12	0/32	10/32	31M	32L
L22	0/32	10/30	29L	30M
L32	0/32	10/32	31M	30M
L42	0/32	10/32	31M	32L
L55	0/32	10/32	31M	30M
137	0/32	10/34	33M	34M
2D	0/32	10/32	29L	30M
3D	0/32	10/32	31M	30M
2N	0/32	10/30	29L	30M
2P	0/32	10/32	31L	30M
3M	0/32	10/30	29M	30M
3N	0/32	10/32	31M	30M
3P	0/32	10/34	33M	34M
A24	0/32	10/30	29M	30M
A25	0/32	10/32	31M	30M
A26	0/32	10/32	31M	30M
264	0/32	10/32	31L	30M
266	0/32	10/34	33L	34L
267	0/32	10/34	33L	34L
3R	0/32	10/34	33L	34L



### Available Shades

A00 - A0 - A1 - A2 - A3 - A3.5  
A4 - B1 - B2 - B3 - B4 - C1 - C2  
C3 - C4 - D2 - D3 - D4