

# SOFRELINER TOUGH®

Self-cure Soft Denture Reline Material



LONG-LASTING COMFORT UP TO 2 YEARS



# LONG-LASTING COMFORT, LONG-LASTING SATISFACTION

Sofreliner Tough is a multi-award-winning chairside soft denture reline material, providing patient comfort and satisfaction for up to two years in one simple application. Sofreliner Tough is suitable for relining upper, lower, partial or full dentures, as well as for patients who need relief for irritated tissue after surgery, tooth extraction or implant procedures.

## OUTSTANDING PRODUCT BENEFITS

- ✓ Long-lasting comfort up to 2 years
- ✓ Consistent softness
- ✓ Strong adhesion to the denture
- ✓ Excellent tear resistance
- ✓ Superior stain resistance
- ✓ Bacteria, plaque and odor resistance
- ✓ Plasticizer free
- ✓ Auto dispensing/no hand mixing composition
- ✓ Up to 40% less waste thanks to smaller mixing tips

Sofreliner Tough is available in Soft (S) and Medium (M) formulations to accommodate all soft reline indications.



### Sofreliner Tough S

- Lasts up to 1.5 years
- Shore A hardness: 24



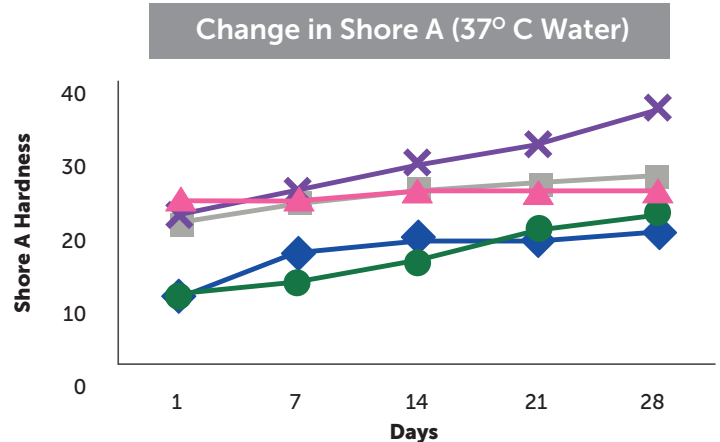
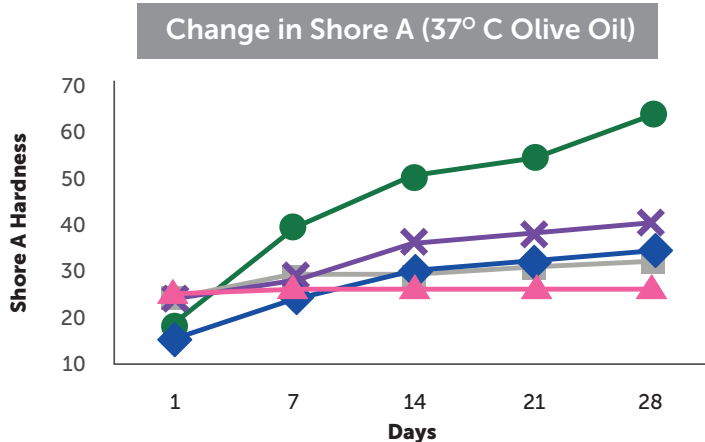
### Sofreliner Tough M

- Lasts up to 2 years
- Shore A hardness: 43

INDICATIONS	SOFRELINER TOUGH S	SOFRELINER TOUGH M
Irritated Tissue	✓	
After Surgery or Extraction	✓	
Following Implant Procedures	✓	
Sharp Ridges of Alveolar	✓	✓
Atrophic Oral Mucosa	✓	✓
Major Undercuts	✓	✓
Maxillary/Mandibular Tori	✓	✓
Overdenture	✓	✓
Pain Relief	✓	✓
Improved Suction	✓	✓
First Time Denture Wearers	✓	✓

## CONSISTENT SOFTNESS OVER TIME

- Sofreliner Tough maintains the same softness over time under different conditions



▲ Sofreliner Tough S   
 ◆ COE Soft\*   
 ● GC Tissue Conditioner\*   
 ■ Lynal\*   
 ✕ GC Reline Ultra Soft\*

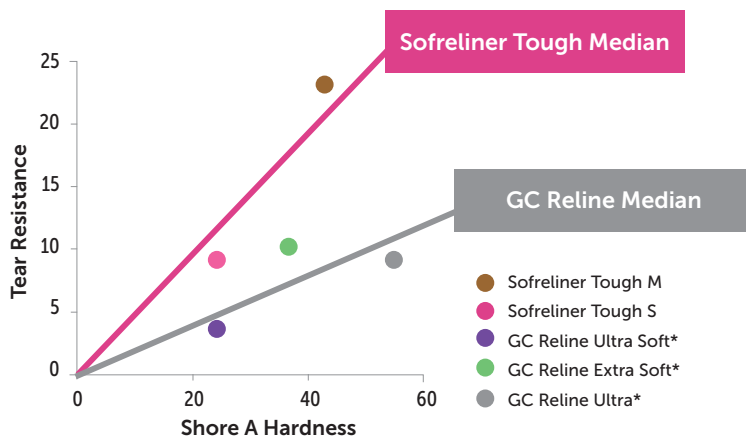
## STRONG ADHESION

- After stimulated wear, Sofreliner Tough is proven to have the most durable adhesion over time than other products.

Tensile Bonding Test (%)	Sofreliner Tough S	Sofreliner Tough M	GC Reline Ultra Soft*	GC Reline Extra Soft*	GC Reline Soft*	Mucopren*
Interface Failure Initial	0%	0%	0%	0%	0%	0%
Interface Failure 10,000 thermal cycles**	0%	0%	80%	80%	60%	100%

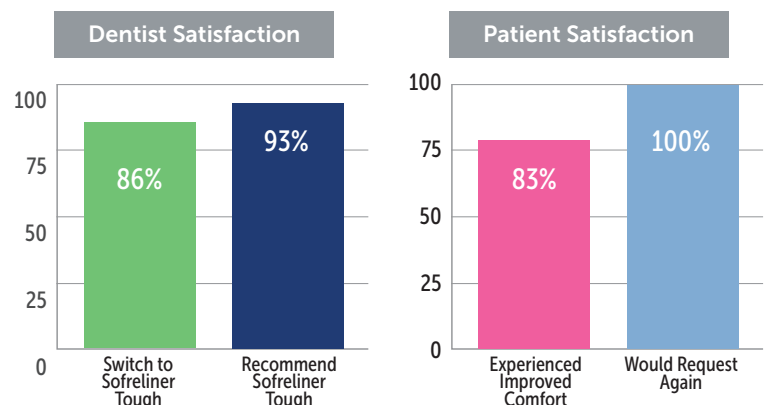
## EXCELLENT TEAR RESISTANCE

- Despite being softer than similar silicone based products, the Sofreliner Tough formulations have much higher resistance to tearing




## HIGH DENTIST AND PATIENT SATISFACTION

- Sofreliner Tough offers high satisfaction to dentists and patients




## BACTERIA, PLAQUE AND ODOR RESISTANCE

- Sofreliner Tough resists the build up of bacteria, plaque and odor better than the competitor thanks to long-lasting surface smoothness



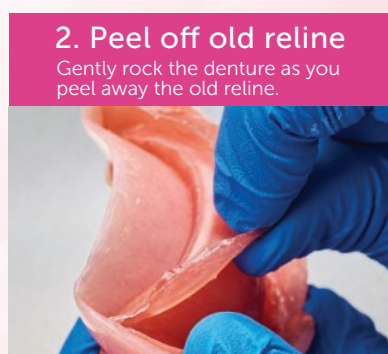
## SUPERIOR STAIN RESISTANCE

- Sofreliner Tough has a more natural appearance than many other reline brands
- Sofreliner Tough resists staining and discoloration far better than other brands in even the most rigorous conditions



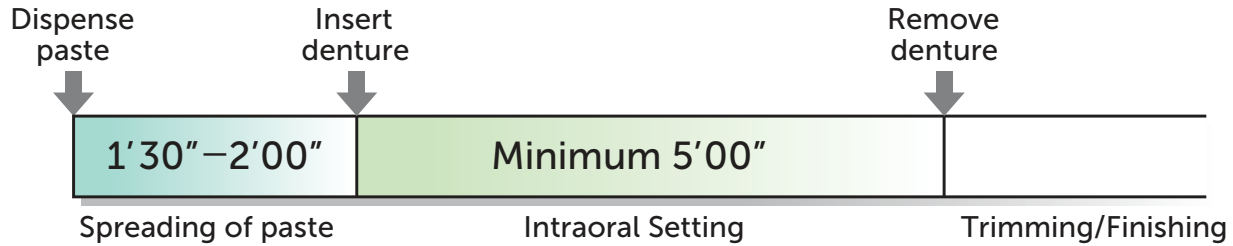
## SILICONE REMOVER - COMPLEMENTARY PRODUCT

- With just a few drops, Silicone Remover allows you to peel away old silicone reline without grinding and mess. It can be purchased separately.

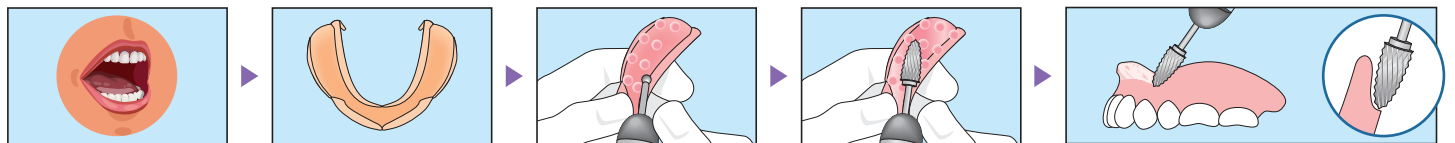


\*In some cases, minimal cutting or grinding maybe needed to separate a small part of the soft reline from the denture base before applying silicone remover.

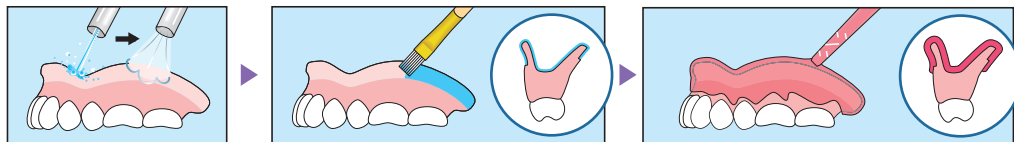
## STANDARD HANDLING TIME



## STANDARD PROCEDURE GUIDE

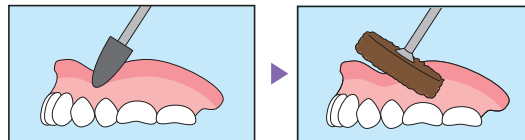


- 1 Examine the mouth
- 2 Examine the denture
- 3 Remove resin with round bur for thickness of lining
- 4 Remove denture lining surface with cross cut round end tapered carbide bur
- 5 Bevel the borders of the denture to roll over the borders



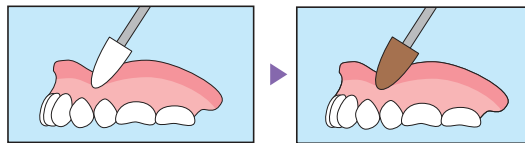
- 6 Rinse and dry denture surface
- 7 Apply Primer on the denture lining area, and then **DRY it completely**
- 8 Apply paste evenly across all surfaces where Primer was applied

### Soft formulation

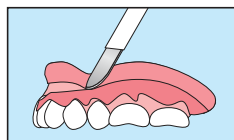


- 10 Use Coarse Point (Black) to smooth the surface and adjust the shape
- 11 Use Finishing Wheel (Brown) to finish

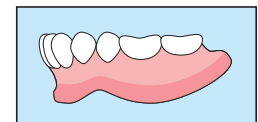
### Medium formulation



- 10 Use SHAPE ADJUSTMENT POINT (White) to smooth the surface and adjust the shape
- 11 Use FINISHING POINT (Brown) to finish



- 9 After intraoral setting (5+mins.), remove the denture from mouth and carefully trim excess material with a sharp scalpel



- 12 RELINE IS COMPLETED

### IMPORTANT TIPS

#### Primer Application:

1. Apply Primer to all surface to be lined thin and evenly.
2. Confirm the Primer surface is dry. If wet, air dry completely.

#### Paste Application:

The paste must be spread evenly across all denture surfaces to be

lined prior to insertion to avoid saliva contamination of the primer. Contamination could result in poor adhesion of the lining material to the denture.

#### Brush Cleaning:

Clean the brush with alcohol after each use. The use of a contaminated brush could lower the adhesion.

# PRODUCTS



### Sofreliner Tough S Kit

- 52g Cartridge
- 10mL Primer Bottle
- Accessories
  - Spatula (No. 001)
  - Brush (No. 5)
  - Drip-Cup
  - TD II Mixing Tips XS (x10)
  - Coarse Point (Black)
  - Finishing Wheel (Brown)
  - Washers (x2)

Product Number: 23401



### Sofreliner Tough M Kit

- 54g Cartridge
- 10mL Primer Bottle
- Accessories
  - Spatula (No. 001)
  - Brush (No. 5)
  - Drip-Cup
  - TD II Mixing Tips XS (x10)
  - Shape Adjustment Point (White)
  - Finishing Point (Brown)

Product Number: 23351



### Sofreliner Tough S Finishing System

- Coarse Point (Black)
- Finishing Wheels (Brown) (x5)
- Washers (x2)

Product Number: 23431



### Sofreliner Tough S Paste

- 52g Cartridge

Product Number: 23411



### Sofreliner Tough M Paste

- 54g Cartridge

Product Number: 23356



### Sofreliner Tough Primer

- 10mL Bottle

Product Number: 23441



### TD II Mixing Tip XS

- Mixing Tips XS (x50)

Product Number: 23380



### TD II Dispenser

- TD II Dispensing Gun

Product Number: 23372



### Sofreliner Tough Diamond Point

- Diamond Point Bur

Product Number: 23363



### Sofreliner Tough M Shape Adjustment Point (White)

- Adjustment Points (x3)

Product Number: 23361



### Sofreliner Tough M Finishing Point (Brown)

- Finishing Points (x6)

Product Number: 23362



### Silicone Remover

- 7mL Bottle

Product Number: 23337

**Tokuyama Dental America Inc.**

740 Garden View Court, Suite 200, Encinitas, California 92024 | Toll Free: +1 (877) 378-3548

Fax: +1 (760) 942-7212 | Email: [info@tokuyama-us.com](mailto:info@tokuyama-us.com) | Visit: [www.tokuyama-us.com](http://www.tokuyama-us.com)